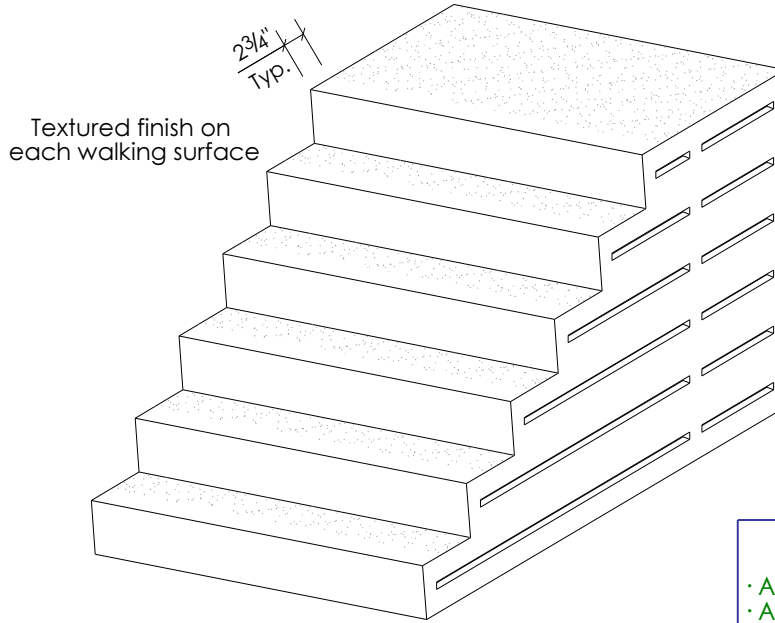
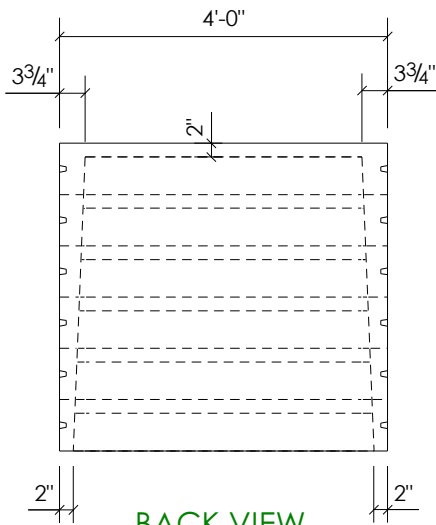


920408STP

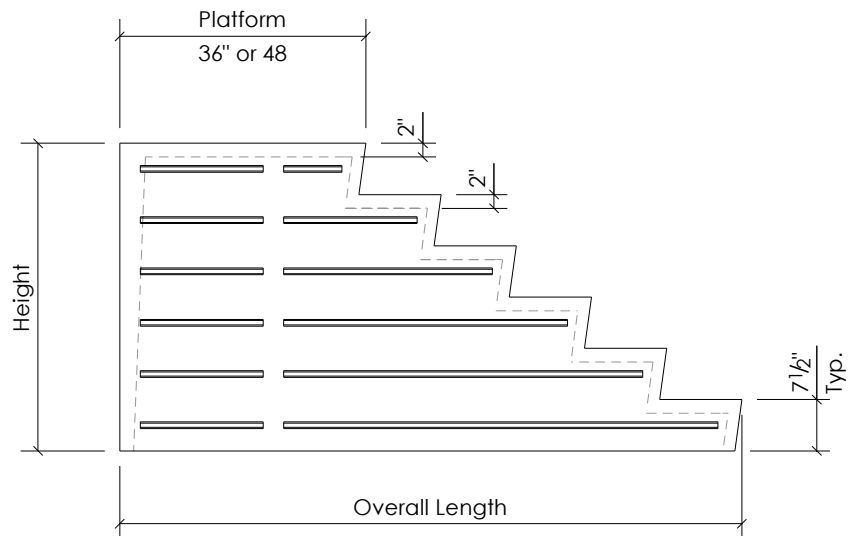


- OPTIONS:**
- As cast shop grey
  - Available with or without back
  - Front or Side Entry available in 4' or 5' widths

## PRECAST STEPS



**BACK VIEW**



**SIDE VIEW**

### AVAILABLE SIZES

# of Risers	Height	Lengths:			Weights			
		Steps Only	Platform		4'-0" Wide		5'-0" Wide	
			36"	48"	Platform Size 36"	Platform Size 48"	Platform Size 36"	Platform Size 48"
1	7 1/2"	13"	36"	48"	520 lbs	750 lbs	630 lbs	750 lbs
2	15"	24"	47"	59"	945 lbs	1245 lbs	1115 lbs	1070 lbs
3	22 1/2"	35"	58"	70"	1385 lbs	11755 lbs	1620 lbs	1525 lbs
4	30"	46"	69"	81"	1835 lbs	2280 lbs	2130 lbs	2000 lbs
5	37 1/2"	57"	80"	92"	2300 lbs	2810 lbs	2640 lbs	2475 lbs
6	45"	68"	91"	103"	2380 lbs	3340 lbs	3140 lbs	2945 lbs

Weights may vary. Chart is approximate only.



326 Hardscratch Road  
RR#4 Box 5618  
Yarmouth, Nova Scotia  
B5A 4A8

Ph: (902)742-7811  
Fax: (902)742-7127  
www.borcherdtconcrete.com  
Email: info@borcherdtconcrete.com

Rev.0 May 2014