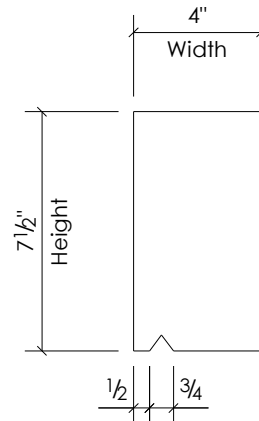
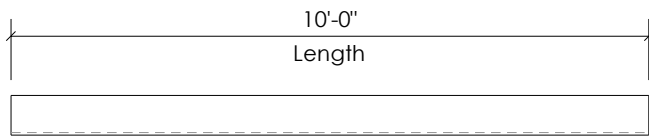


LINTEL



SIDE VIEW



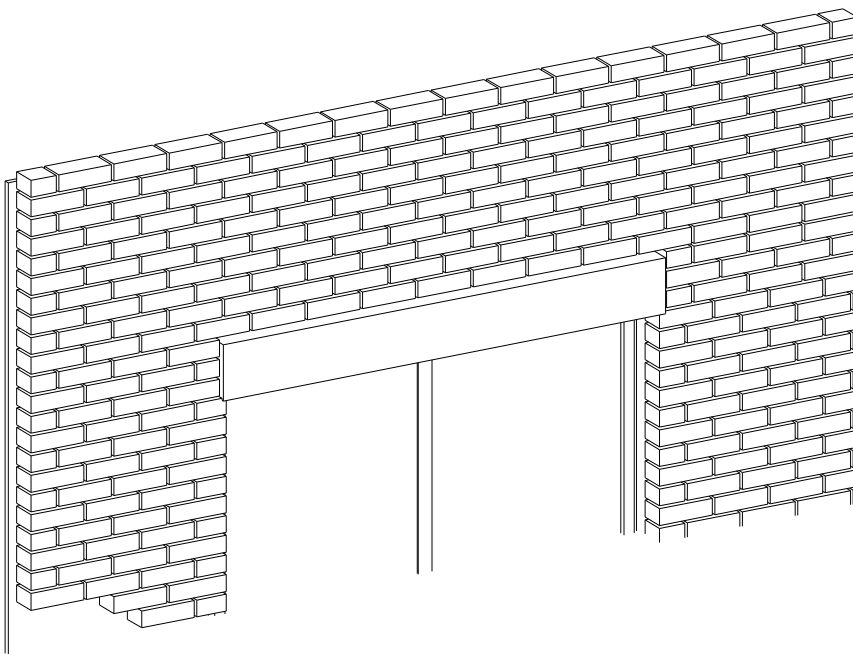
FRONT VIEW

OPTIONS:

- Standard as cast shop grey
- Custom colour upon request
- May be reinforced to suit
- See chart for standard available sizes

AVAILABLE SIZES

width	height	length	weight
4"	7 1/2"	10'-0"	325 lbs
4"	7 1/2"	10'-7"	345 lbs
5"	10 1/2"	12'-0"	680 lbs



Shown with Brick Exterior

Weights are as noted in table.
Not including possible reinforcement.



326 Hardscratch Road
RR#4 Box 5618
Yarmouth, Nova Scotia
B5A 4A8

Ph: (902)742-7811
Fax: (902)742-7127
www.borcherdtconcrete.com
Email: info@borcherdtconcrete.com